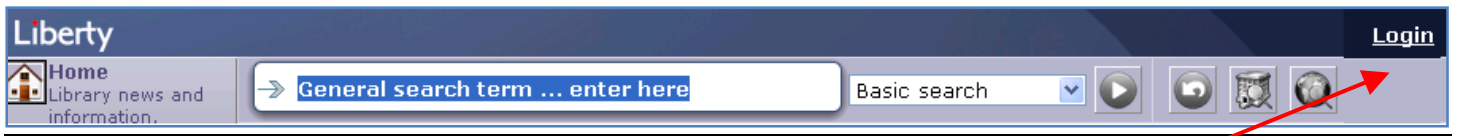


CHANGE PERSONAL INFORMATION/PASSWORD ON OPAC

OPEN <http://172.16.73.16:8480/liberty/libraryHome.do>



1. CLICK on LOGIN Link in top right corner of the OPAC Page

Username:

Password:

[Forgotten your password?](#)

Remember Me

Login Cancel

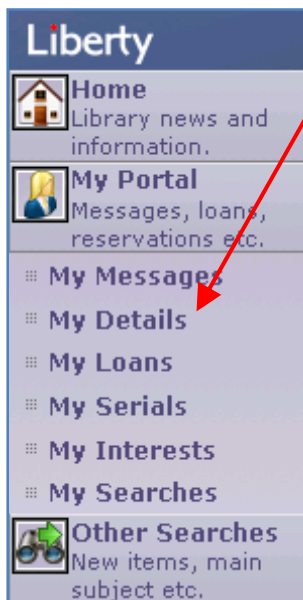
2. Enter following information :

USERNAME : 6 Digit **Enrolment No. e.g. 121001**


or 5 Digit **Employee Code e.g. 00101**

PASSWORD is 123456 (You may change it later)

3. In My Portal Menu click on My Details.



4. Click on EDIT  icon.

My personal details 

To request a change to your recorded details, click the Edit icon above to send an email to the library.

| | |
|----------------------|--|
| Salutation: | Mr. |
| Name: | Nitin Paliwal |
| Barcode: | 00149 |
| Loan Category: | Library |
| Scholastic Year: | |
| Department: | Library |
| Branch: | JUIT |
| Email: | nitin.paliwal@juit.ac.in |
| Mobile: | |
| Gender: | M |
| Address: | 316, Sarai Sekh Alam, Aahir Para, Khurja, Distt. - Bulandshahr, UP |
| Library Fine to Pay: | INR 0.00 |

5. Enter/Edit the desired information. **Email ID and Mobile No. are Mandatory.**

6. Click on the Save to icon to save the changes.

7. Similarly change the password if desired.